




Teaching notes

The Black Cockatoo With One Feather Blue



The Black Cockatoo With One Feather Blue

- Written by Jodie McLeod
- Illustrated by Eloise Short
- Recommended ages: K-6 for teaching (Readership 2-8)

Find more at:

- www.wollemipress.com.au
- www.jodiemcleod.com



Publisher's note:

What a delight that you have discovered this beautiful book, and are about to uncover just some of what it can offer your students - both in and out of the classroom.

These notes are not by any means exhaustive, and educators are encouraged to explore any aspects of the book that inspire you and your students, whether that be the writing, the art, the storytelling, the nature – go for it! ~ Jodie

Book details:

- *Publication date:* 22 July 2023
- *RRP:* Hardcover \$26.95
- *ISBN:* 9780646874708
- *Readership:* Ages 2-8
- *Publisher:* Wollemi Press
- *Author:* Jodie McLeod
- *Illustrator:* Eloise Short
- *Design:* Melissa Mylchreest
- *Genre:* Children's picture book

Key Learning Areas:

1

ENGLISH

Language, literature and literacy

2

VISUAL ARTS

Experiment, make, display, respond

3

DRAMA

Explore, create, present, perform

Contents

Book details

Publishing info & Key Learning Areas

About the book

Blurb & synopsis

Text features

Rhyming words, alliteration, adjectives, verbs, characters

Literary devices

Repetition, simile, metaphor, perspectives, comprehension

Writing, art & drama activities

Consolidate learning with writing, discussions and creative arts

Curriculum mapping

Disclaimer:

These notes may be reproduced free of charge for use and study within schools but they may not be reproduced (either in whole or in part) and offered for commercial sale.

© Wollemi Press 2024

About the book:

BLURB

What happens when the one thing that makes you special is stolen?

Join the Black Cockatoo in this fun, read-aloud adventure through the Australian bush as she searches for her missing feather... and discovers what's truly important.

“Do you know who took my one feather blue?”

SYNOPSIS

Written by Jodie McLeod and illustrated by Eloise Short (*Leonard the Lyrebird*, *Lilah the Lyrebird*), *The Black Cockatoo With One Feather Blue* is an uplifting story about friendship, kindness and the magic of giving.

It tells the story of one very clever black cockatoo, known across the land for her striking feathery feature. When her feather goes missing, she embarks on a quest through the Australian bush to find it, meeting a cast of characters along the way.

But what begins as a search for a feather turns into the discovery of something unexpected...

With the aim of connecting children with the natural world in their books, this story by Jodie and Eloise once again showcases iconic Australian birds and animals while delivering a heartfelt message of kindness and letting go. Kids will love the repetition of the title as they join the hunt for the feather thief – all the way to the book's inspiring end!


Text features

Rhyming words

This story is written in rhyming verse, which means there are rhymes to discover on every page!

The opening paragraph alone provides three examples of the phoneme “oo” with different graphemes/spellings.

Blue / cockatoo / blew



WRITING ACTIVITY

- What other words can you find in the book that rhyme with *blue*?
- Can you think of any other words that rhyme with blue? Write them down.



CREATIVE WRITING ACTIVITY

Choose a native bird or animal (or even a pet) and write a line of rhyming verse about it. Use the title of the book as a guide. For example:

- *The old magpie who never told a lie*
- *The little honeybee who got stuck in a tree*

Got one? Great. This is now the title of your story! Write a story about your animal using your title as inspiration. Aim to structure your story using the following outline:

Story outline

Set the scene: Introduce your character and setting.

Problem: What problem do they encounter?

Rising action: How do they plan to solve it?

Climax: What big event takes place in order to overcome the challenge?

Resolution: How is the problem resolved... or not?

Alliteration

Consonance:

Black / blue
 Wild wind
 Courage / cleverness
 Kind quolls
 Clamour of whistles and clicks
 Whooshed away to no-one-knows where
 Dazzled / danced

Assonance:

Do you know who took my one feather blue?

QUESTIONS:

- Why has the author has used alliteration?
- What effect does it have on the story?

Active Verbs

Sailed
 Loop-de-looped
 Dazzled
 Danced
 Soar
 Flew
 Whipped
 Jumped
 Whooshed
 Sank



QUESTIONS:

- What do these verbs on their own tell you about the story?
- What value do they add to the story?

Adjectives

Blue
 Brave
 Kind
 Wise
 Bold
 Clever
 Magic
 Incredible
 Mischievous
 Wild
 Faraway
 Natural

Cool
 Scared
 Grey

QUESTIONS:

- What do these adjectives tell you about the story?
- What emotions do these adjectives evoke?
- The wind is described as “mischievous”. How does this description shape your understanding of the wind?
- What adjectives would you use to describe the wind on a windy day?

Characters

- The black cockatoo with one feather blue
- The brave kangaroo
- The wise emu
- The kind quolls two
- The bowerbird

QUESTIONS:


- Why do you think the characters of the kangaroo, emu and quolls are given descriptors? (Brave, wise, kind.)
- Why are these three characteristics important to the story?
- What clues does the text give us that these words/themes/characteristics are important?

DID YOU KNOW?

There is one 'character' in this story that doesn't have a face or body and isn't an animal... but it has a significant role to play. Can you guess what it is?

That's right - the WIND!

- What important role do you think the wind plays in this story?
- How is this shown visually?
- Can we see wind in real life? How has the illustrator depicted wind in this book?



VISUAL ART ACTIVITY

Draw a picture of a windy day!

Think about what things are affected by the wind outside. What colour or form will your wisps of wind take?



Literary devices

Repetition

- What words or lines are repeated in this book? Find as many as you can.
- Pick one or two repeated words/lines: Why do you think the author has chosen to repeat these words or lines? (Hint: there might be more than one reason!)

- Do any repeated lines change slightly throughout the book? What effect does this have on the story?
- What overall effect does the use of repetition have on the story?
- What visual techniques are used to enhance repetition in the book?

Simile

There is only one simile in this story ...

Can you find it?

"Then it struck her – a thought, like a fire just lit..."

- What is the effect of this simile? What does it make you think, feel or picture in your mind? What value does it bring to the story? Why do you think the author has only used one simile in the whole story?

Metaphor

There is only one metaphor in this story ...

Can you find it?

"Her feather was the only friend she had known."

- Why did the black cockatoo consider her feather to be a friend? What did the black cockatoo learn about true friendship in the end of the story?

Perspectives

Consider the character of the bowerbird.

- Why does he like collecting blue things?
- Why do you think he wants the blue feather so badly?
- How did he get the blue feather? Did he steal it? Did he find it?
- What words would you use to describe the bowerbird's character?
- How does he feel when the cockatoo finds him?
- What emotional/character changes does the bowerbird go through in the story?
- What does the bowerbird learn in the end?



CREATIVE WRITING ACTIVITY



Write a short story from the bowerbird's perspective.

Students might choose to write a story that:

- tells the bowerbird's side of the story as he plans to steal the feather and is ultimately found out by the black cockatoo, or
- continues on from the action of the book (after the bowerbird has been given the feather). What happens next?



Illustrations: discussion points

- How would you describe the illustrations in the book?
- How do you think Eloise has created the illustrations? Using what materials?
- How does the illustrator show the emotions of the animal characters in the book?
- Why is it important to show the emotions of the characters in the illustrations?
- Can you find an example of when the black cockatoo is feeling:
 - Happy
 - Lonely
 - Shocked
 - Content
- How is the bowerbird feeling when he says, "Finders keepers"? How does the illustration show this?

From the illustrator:

"I hand-painted the illustrations for this book using a special kind of paint called gouache, which meant if I made a mistake, I could wet a sponge and rub it out!" ~ Eloise Short




Text comparison

1. Listen to a retelling of L. Frank Baum's *The Wonderful Wizard of Oz*.

What comparisons can you draw between these two texts? Consider structure, themes, characters and/or plot.

2. Read *Leonard the Lyrebird* and *Lilah the Lyrebird*, also written by Jodie McLeod and illustrated by Eloise Short (or listen to teacher Justin Stankovic of the Gunai-Kurnai clan read the books aloud – click images to link to videos.)

What similarities and differences can you identify between these three texts? Consider style, themes, structure, setting.



VISUAL ART ACTIVITY

In the beginning of the book, the black cockatoo has a blue feather that she believes gives her special talents.

In this art activity, students will create their very own special 'feather' that gives them unique powers. Using leaves sourced from the ground outside and a variety of paints and markers, decorate a leaf (or leaves) however you wish.

Once you've enjoyed some time with your creation, consider giving it to someone else to make *them* feel special – just like the black cockatoo did in the story. How do you feel about giving your special leaf away?



DRAMA ACTIVITY

Nominate students to perform the following roles:

- The narrator (shared role)
- The black cockatoo
- The brave kangaroo
- The wise emu
- The kind quolls two (2)
- The bowerbird
- Leonard, Lilah and baby lyrebird
- The wind



Take inspiration from this adaptation of *Leonard the Lyrebird* performed by staff at North Wagga Public School.

The Black Cockatoo With One Feather Blue is easily adapted into a fun and hassle-free performance! The book's text doubles as a script with the narrator (which can be a shared role) driving the action, which is carried out centre stage by the various characters. Have the students learn their lines, enjoy creating costumes and props, and consider performing in front of your year group or school. Good luck!

Additional activities

Click the illustrations below to download free activities!

Find more activities at www.jodiemcleod.com/teaching-resources-the-black-cockatoo



The Black Cockatoo
With One Feather Blue

FIND-A-WORD

C K F E T E F E A T H E R I
L A R I N C R E D I B L E R
E O I O D B A R S E Q E C L
V K E W D R E C L X U B N U
A R N C I R I W D O O B T E
R R D D D D A B D O L I R E
B W D N D F E G R O L W W A
B R E N A E A W E S W I E
B E A S A V U A A A W I I
B R K N N D L O O D X O S N
I R E Q D D A O G A I T E D
B E M C M E M R E C W I M
B O U T E M A G I C O F O T
B L A C K C O C K A T O O M

- Black cockatoo
- Feather
- Blue
- Kangaroo
- Koala
- Quills
- Feared
- Incredible
- Magic
- Wander
- Brave
- Kind
- Wise
- Sour
- Fossil

www.jodiemcleod.com/books

Save the Black Cockatoo!

Currently 4 out of the 5 main species of black cockatoo in Australia are under threat nationally, including the red-tailed black cockatoo depicted in this book.

Find out more about these beautiful birds and what you can do to help save them at www.jodiemcleod.com/teaching-resources-the-black-cockatoo

Curriculum mapping

Australian Curriculum			
Foundation	Year 1	Year 2	Year 3
English: Language, Literature, Literacy			
(ACELA1430 - Scootle)	(ACELA1787 - Scootle)	(ACELA1469 - Scootle)	(ACELT1594 - Scootle)
(ACELA1432 - Scootle)	(ACELA1448 - Scootle)	(ACELA1825 - Scootle)	(ACELT1598 - Scootle)
(ACELA1434 - Scootle)	(ACELA1452 - Scootle)	(ACELT1589 - Scootle)	(ACELT1599 - Scootle)
(ACELA1786 - Scootle)	(ACELA1453 - Scootle)	(ACELT1590 - Scootle)	(ACELT1600 - Scootle)
(ACELA1437 - Scootle)	(ACELA1459 - Scootle)	(ACELT1590 - Scootle)	(ACELT1601 - Scootle)
(ACELA1439 - Scootle)	(ACELT1581 - Scootle)	(ACELT1592 - Scootle)	(ACELT1791 - Scootle)
(ACELT1577 - Scootle)	(ACELT1582 - Scootle)	(ACELT1593 - Scootle)	(ACELY1675 - Scootle)
(ACELT1783 - Scootle)	(ACELT1584 - Scootle)	(ACELT1833 - Scootle)	(ACELY1676 - Scootle)
(ACELT1578 - Scootle)	(ACELT1585 - Scootle)	(ACELY1665 - Scootle)	(ACELY1678 - Scootle)
(ACELT1579 - Scootle)	(ACELT1586 - Scootle)	(ACELY1670 - Scootle)	(ACELY1680 - Scootle)
(ACELT1580 - Scootle)	(ACELT1832 - Scootle)	(ACELY1671 - Scootle)	(ACELY1682 - Scootle)
(ACELY1646 - Scootle)	(ACELY1660 - Scootle)	(ACELY1672 - Scootle)	(ACELY1683 - Scootle)
(ACELY1651 - Scootle)	(ACELY1661 - Scootle)	(ACELY1674 - Scootle)	

Australian Curriculum			
Foundation	Year 1	Year 2	Year 3
Visual Art:			
(ACAVAM106 - Scootle)	(ACAVAM106 - Scootle)	(ACAVAM106 - Scootle)	(ACAVAM110 - Scootle)
(ACAVAM107 - Scootle)	(ACAVAM107 - Scootle)	(ACAVAM107 - Scootle)	(ACAVAM111 - Scootle)
(ACAVAM108 - Scootle)	(ACAVAM108 - Scootle)	(ACAVAM108 - Scootle)	
Drama:			
(ACADRM027 - Scootle)	(ACADRM027 - Scootle)	(ACADRM027 - Scootle)	(ACADRM031 - Scootle)
(ACADRM029 - Scootle)	(ACADRM029 - Scootle)	(ACADRM029 - Scootle)	(ACADRM033 - Scootle)

NSW Curriculum Outcomes	
Early Stage 1 & Stage 1 (K-Year 2)	Stage 2 (Year 3-4)
English	
ENe-1A, ENe-2A, ENE-UARL-01, EN1-CWT-01, EN1-UARL-01	EN2-1A, EN2-2A, EN2-7B, EN2-8B, EN2-10C, EN2-11D, EN2-12E
Visual Art	
VAES1.1; VAES1.3; VAES1.4 VAS1.1; VAS1.3; VAS1.4	VAS2.1, VAS2.3, VAS2.4
Drama	
DRAES1.1, DRAS1.1, DRAS1.2, DRAS1.3, DRAS1.4	DRAS2.1, DRAS2.2, DRAS2.3, DRAS2.4

Victorian Curriculum			
Foundation	Year 1	Year 2	Year 3
English V2: Language, Literature, Literacy			
VC2EFLA07	VC2E1LA04	VC2E2LA08	VC2E3LA10
VC2EFLE01	VC2E1LA07	VC2E2LE01	VC2E3LE01
VC2EFLE02	VC2E1LA08	VC2E2LE02	VC2E3LE02
VC2EFLE03	VC2E1LA09	VC2E2LE03	VC2E3LE03
VC2EFLE04	VC2E1LE01	VC2E2LE04	VC2E3LE04
VC2EFLE05	VC2E1LE02	VC2E2LE05	VC2E3LE05
VC2EFLY12	VC2E1LE03	VC2E2LY04	VC2E3LY10
	VC2E1LE04	VC2E2LY11	VC2E3LY11
	VC2E1LE05	VC2E2LY12	VC2E3LY12
	VC2E1LY12		
	VC2E1LY13		
	VC2E1LY14		